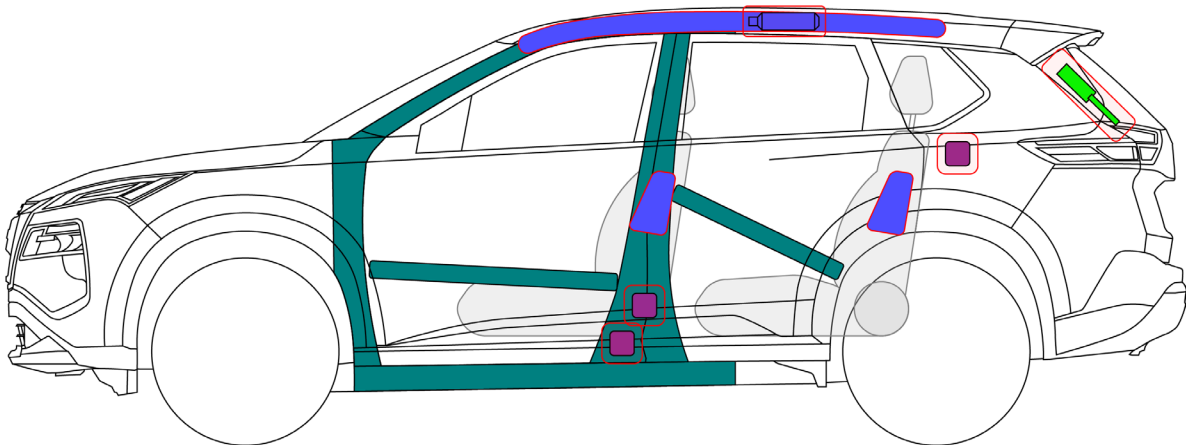
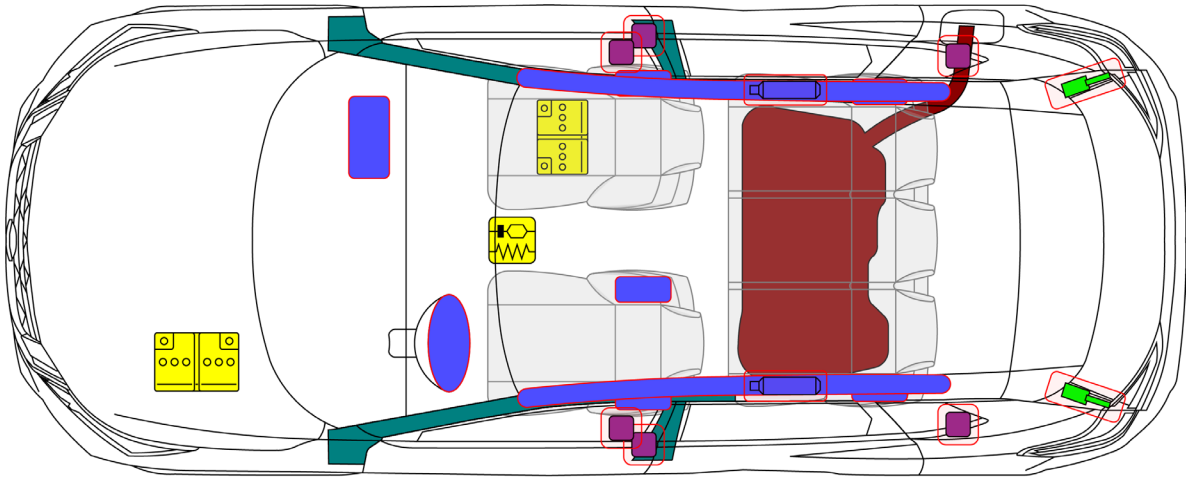












Nissan X-Trail

TYPE: T33, 5-door SUV
(2022 -)



 Airbag	 Stored gas inflator	 Seat belt pretensioner	 SRS control unit	 Battery low voltage
 Gas strut/preloaded spring	 High strength zone	 Fuel tank content gasoline/ethanol		

1. Identification / recognition



2. Immobilization / stabilization / lifting

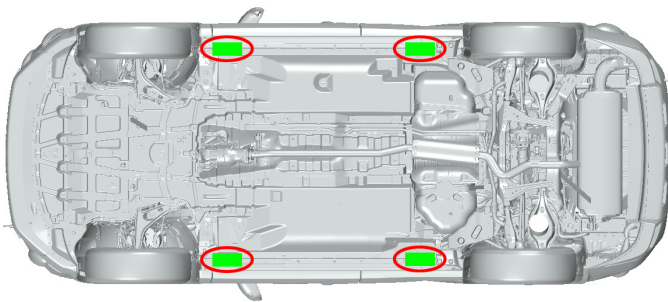
Immobilize vehicle:

1. Block wheels
2. Apply parking brake
3. Push the P (park) button to select the P (park) position



Lifting points:

 Appropriate lifting points

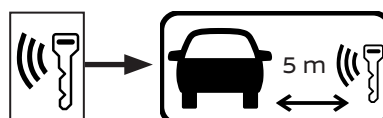


3. Disable direct hazards / Safety regulations


1. Press the Start/Stop button to shut off the engine




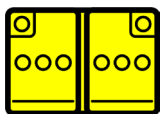

Then, remove the electronic key and keep at least 16 ft. (5 m) away from the vehicle



Access to the engine compartment



2. Disconnect 12 Volt battery



4. Acces to the occupants

High strength steel in body and door



Steering column adjustment



Seat adjustment

Electric



Manual



Glass types

A. Laminated glass

B. Tempered glass




5. Stored energy / Liquids / Gases / Solids

	12V	
	R-1234yf 1005 g	
	55L	
	12V Li-ion	

8. Towing / transportation / storage

Recovery hook storage




Location front hook



Location rear hook



Towing



10. Explanation of pictograms used

	Remove smart key		Flammable
	Caution		Hazardous to the human health
	Warning; low temperature		Explosive
	Air-conditioning component		Corrosives
	Vehicle on fuel of liquid group 1		Bonnet